




Nutritional Information

	Weight (g)	Total Calories (cal)	Total Fat (g)	Saturated Fat (g)	Trans Fat (g)	Cholesterol (mg)	Sodium (mg)	Total Carbohydrate (g)	Dietary Fiber (g)	Sugars (g)	Added Sugar (g)	Protein (g)
Classics												
Kiwi Lemon Lime - 12oz	397	260	0.5	0	0	5	40	61	2	53	34	4
Kiwi Lemon Lime - 20oz	598	390	1.0	0.5	0	5	60	93	4	79	47	6
Kiwi Lemon Lime - 28oz	838	550	1.5	0.5	0	5	80	131	5	112	67	8
Lemon Wave - 12oz	471	450	0	0	0	0	10	116	0	110	108	0
Lemon Wave - 20oz	709	680	0	0	0	0	20	174	0	165	163	0
Lemon Wave - 28oz	964	900	0	0	0	0	25	232	0	219	217	1
Mango Orange - 12oz	394	260	0.5	0	0	5	45	61	1	55	35	4
Mango Orange - 20oz	594	400	1.0	0.5	0	5	65	94	3	81	49	6
Mango Orange - 28oz	833	560	1.5	1.0	0	10	95	132	4	115	70	9
Pina Colada - 12oz	404	310	4.0	3.5	0	5	80	68	1	60	40	4
Pina Colada - 20oz	608	470	6	5.0	0	5	115	103	3	89	56	5
Pina Colada - 28oz	853	670	8	7	0	5	160	145	4	126	80	7
Strawberry - 12oz	401	280	0.5	0	0	5	45	66	2	58	42	4
Strawberry - 20oz	603	420	1.0	0.5	0	5	60	100	3	86	58	6
Strawberry - 28oz	846	590	1.5	0.5	0	5	85	141	4	122	83	8
Tropical Fruit - 12oz	390	300	6	5.0	0	0	30	62	1	56	38	1
Tropical Fruit - 20oz	588	460	9	8	0	0	40	95	3	83	54	2
Tropical Fruit - 28oz	824	640	13	11	0	0	60	134	3	117	77	2
'Ohana Blends												
Aloha Colada - 12oz	436	340	4.0	3.5	0	5	80	75	2	64	40	4
Aloha Colada - 20oz	688	540	6	5.0	0	5	115	121	5	98	56	6
Aloha Colada - 28oz	960	760	9	7	0	5	160	170	7	139	80	9
Hawaiian Breeze - 12oz	399	270	0.5	0	0	5	45	64	1	57	40	4
Hawaiian Breeze - 20oz	599	410	1.0	0.5	0	5	65	98	3	84	55	6
Hawaiian Breeze - 28oz	841	580	1.5	1.0	0	5	90	138	4	120	78	8
Hawaiian Dreamsicle - 12oz	397	280	2.0	1.5	0	5	55	63	1	56	36	4
Hawaiian Dreamsicle - 20oz	599	420	3.0	2.0	0	5	85	97	3	84	51	6
Hawaiian Dreamsicle - 28oz	840	600	4.0	3.0	0	5	120	137	4	119	73	8
Ocean Sunrise - 12oz	395	260	0.5	0	0	5	45	61	1	54	35	4
Ocean Sunrise - 20oz	595	400	1.0	0.5	0	5	65	94	3	80	48	6
Ocean Sunrise - 28oz	834	560	1.5	1.0	0	5	90	132	4	114	69	9
Sunny Paradise - 12oz	400	270	0.5	0	0	5	40	65	2	57	40	4
Sunny Paradise - 20oz	602	410	1.0	0.5	0	5	60	99	3	85	56	6
Sunny Paradise - 28oz	844	580	1.5	0.5	0	5	85	139	4	120	80	8
Surf's Up - 12oz	402	300	3.5	2.5	0	5	70	66	1	58	38	4
Surf's Up - 20oz	605	450	5.0	4.0	0	5	100	101	3	86	54	5
Surf's Up - 28oz	849	640	7	5.0	0	5	140	142	4	122	77	8
Wistful Waikiki - 12oz	402	290	1.5	1.5	0	5	55	65	1	59	41	4
Wistful Waikiki - 20oz	604	440	3.0	2.0	0	5	80	101	3	87	57	6
Wistful Waikiki - 28oz	848	620	4.0	3.0	0	5	115	142	4	123	82	8

Nutritional Information

	Weight (g)	Total Calories (cal)	Total Fat (g)	Saturated Fat (g)	Trans Fat (g)	Cholesterol (mg)	Sodium (mg)	Total Carbohydrate (g)	Dietary Fiber (g)	Sugars (g)	Added Sugar (g)	Protein (g)
Signature Coffee Drinks												
Blended Cappuccino - 12oz	383	360	16	10	0.5	55	180	46	0	38	29	6
Blended Cappuccino - 20oz	561	540	25	15	1.0	80	270	70	1	57	44	9
Blended Cappuccino - 28oz	768	720	33	20	1.5	110	360	93	1	76	59	13
Cappuccino Honu - 12oz	385	380	11	7	0	35	190	63	0	55	49	4
Cappuccino Honu - 20oz	561	560	16	9	0.5	50	270	95	0	82	74	6
Cappuccino Honu - 28oz	795	760	22	12	1.0	70	370	131	0	113	102	8
Cappuccino Makeima - 12oz	372	340	14	8	0.5	45	150	49	0	42	24	5
Cappuccino Makeima - 20oz	529	490	19	11	1.0	65	210	69	0	60	34	7
Cappuccino Makeima - 28oz	745	690	27	16	1.0	90	300	98	1	84	49	11
Kona Mocha - 12oz	351	170	6	4.5	0	0	45	28	1	21	21	2
Kona Mocha - 20oz	507	220	8	6	0	0	60	37	2	28	28	2
Kona Mocha - 28oz	703	330	12	9	0	0	85	56	2	42	42	3
Mocha Almond - 12oz	431	420	15	8	0.5	45	160	69	0	59	24	7
Mocha Almond - 20oz	608	620	21	11	1.0	65	220	104	0	89	34	10
Mocha Almond - 28oz	874	870	30	16	1.0	90	310	146	1	125	49	15
Mocha Banana - 12oz	345	270	8	4.0	0	25	80	49	1	40	12	5
Mocha Banana - 20oz	571	470	13	7	0	35	125	90	3	68	20	8
Mocha Banana - 28oz	835	710	20	11	0.5	60	200	133	5	101	32	13
Vanilla Chai - 12oz	354	250	11	7	0	10	75	33	0	24	24	5
Vanilla Chai - 20oz	512	340	15	9	0	15	110	45	0	34	34	7
Vanilla Chai - 28oz	710	490	22	13	0	20	150	65	0	49	49	9
Brewed Coffee/Tea												
Brewed Coffee - 12oz	355	5	0	0	0	0	5	0	0	0	0	0
Brewed Coffee - 16oz	474	5	0	0	0	0	10	0	0	0	0	1
Brewed Coffee - 20oz	592	5	0	0	0	0	10	0	0	0	0	1
Iced Coffee, Cold Brewed - 12oz	355	0	0	0	0	0	10	0	0	0	0	0
Iced Coffee, Cold Brewed - 20oz	507	5	0	0	0	0	10	0	0	0	0	0
Iced Coffee, Cold Brewed - 28oz	751	5	0	0	0	0	15	0	0	0	0	1
Iced Tea, Unsweetened/Tropical - 12oz	354	0	0	0	0	0	0	0	0	0	0	0
Iced Tea, Unsweetened/Tropical - 20oz	591	0	0	0	0	0	0	0	0	0	0	0
Iced Tea, Unsweetened/Tropical - 28oz	827	0	0	0	0	0	0	0	0	0	0	0
Boosts*												
Energy	5	15	0	0	0	0	0	5	0	0	0	0
Immunity	5	20	0	0	0	0	0	5	0	1	1	0
Multivitamin	5	15	0	0	0	0	0	3	0	0	0	0
Trim & Fit	5	20	0	0	0	0	0	5	0	0	0	0
Whey Protein	15	60	1.0	0	0	30	30	1	0	1	0	12
Soy Protein	5	20	0	0	0	0	15	0	0	0	0	4

Nutritional Information

	Weight (g)	Total Calories (cal)	Total Fat (g)	Saturated Fat (g)	Trans Fat (g)	Cholesterol (mg)	Sodium (mg)	Total Carbohydrate (g)	Dietary Fiber (g)	Sugars (g)	Added Sugar (g)	Protein (g)
Add-ins												
Flavor Shot, Almond	10	35	0	0	0	0	0	9	0	9	9	0
Flavor Shot, Caramel	10	35	0	0	0	0	0	8	0	8	8	0
Flavor Shot, Caramel Sauce	20	60	0	0	0	0	35	13	0	11	11	0
Flavor Shot, Chocolate Sauce	20	45	0.5	0	0	0	0	12	1	10	10	1
Flavor Shot, Coconut	10	30	0	0	0	0	0	7	0	7	7	0
Flavor Shot, Hazelnut	10	30	0	0	0	0	0	7	0	8	8	0
Flavor Shot, Macadamia Nut	10	30	0	0	0	0	0	7	0	7	7	0
Flavor Shot, Orange	10	30	0	0	0	0	0	8	0	8	8	0
Flavor Shot, Vanilla	10	35	0	0	0	0	0	8	0	8	8	0
Whipped Topping, serving	30	100	10	7	0	35	10	2	0	2	1	1

Percentage Daily Values are based on a 2,000 calorie diet.
2,000 calories a day is used for general nutrition advice, but calorie needs vary.

The nutritional information Maui Wowi® has provided is based on standard product formulations. Product variations may occur based on regional differences, ingredient substitutions, seasonal conditions, differences in product preparation at the store and suppliers. Some items listed may not be available in all stores. This list may not include test products, limited time offers, custom orders, self-service orders and regional menu variations.

*These supplements have not been evaluated by the FDA. They are not intended to diagnose, prevent, treat, mitigate or cure, any disease but rather serve as a dietary supplement intended only for nutritional support to a well balanced diet of food. Please consult your physician before starting any supplement program, especially if you are pregnant, nursing or taking medication. These products are not recommended for children.